

Sami[®]

WEARABLE User Manual WS-2313

Thank you for purchasing the **Sami** wearable WS-2313. Read the instructions carefully to obtain optimum results and preserve it for future reference.

· DESCRIPTION OF THE WEARABLE.



CONTENTS.

Wearable, USB cable, instruction manual.

CHARGING.

To charge the smart bracelet take out the device from the strap. Connect the SMART BRACELET RUNNING to a computer or laptop via USB cable for charging. Kindly use only the USB cable included with the wearable. If you use a power adapter for charging, the output of the power adapter should be 5V, 1A. Charging time: 2~3 hours. Please charge the device fully before using.



HOW TO POWER ON / POWER OFF?

- 1) To turn ON the bracelet, on the screen, long touch the fixed-point for about 3 seconds to make it Power On. The fixed-point is on the bottom of the screen.
- 2) To turn OFF the bracelet, on the interface of Time displaying, long touch the fixed-point for about 3 seconds, when the OFF/ON menu display appears on the screen, short touch the fixed-point to select OFF, and wait for a few seconds it will TURN Off automatically.

GETTING STARTED:

- For Android

1) How to obtain the BT Connection APK (**YOUBAND**)

Search for the **YOUBAND** at Google Play; download it and install it in your Android smartphone.



2) Installation the **YOUBAND** APK.


When installing the **YOUBAND** application on your Android, you must allow all the Application Permissions, allow this **YOUBAND** app auto run.

The first time you run this **YOUBAND**, it will ask you to Enable Notifications, please tap OK and tap the **YOUBAND** and confirm OK.

3) How to make the wearable pair with your Android smart phone?

*First, turn on the Bluetooth of your Phone.

*Second, run the **YOUBAND** app on your Phone, on the home page of **YOUBAND**, tap  Device → tap  Bind , and then wait a few seconds → tap to select the Bluetooth name UARTF → tap Bind to make it pair. The pairing will be finished in a few seconds.

* Tap  , and then tap More, to select & turn on/open all the functions inside.



- For iPhone


1) How to obtain the BT Connection APP? (**YOUBAND**)

On iPhone, please go to APP Store and search **YOUBAND** and install the app.

2) How to make the wearable pair with your iPhone?

*First, turn on both the Bluetooth of iPhone and the Bluetooth of the bracelet

* Run the **YOUBAND** app on the iPhone, on the home page of **YOUBAND**, tap  Device → tap  Bind → wait a few seconds and then tap the Bluetooth name UARTF → tap Bind and the pairing will be finished in few seconds.

*Tap  , and then tap More, to select & turn on/open all the functions inside.

PRODUCT FEATURES.

· **BLUETOOTH (V 4.0).**

· **FIXED-POINT TOUCH CONTROL**

Tap to select & view functions, or tap to select to Power On/Power OFF.

· **TOUCH SCREEN.** Fixed-point touch screen 0.42"

· **BUILT IN VIBRATING MOTOR.**

· **BUILD IN HEART RATE SENSOR.**

· **BUILD IN GRAVITY SENSOR.**

· **DISPLAY SCREEN INTERFACE**

- 1) Time/Date displaying
- 2) Steps (Pedometer)
- 3) Distance (Pedometer)
- 4) Calories (Pedometer)
- 5) Heart rate
- 6) Bluetooth pairing status./Battery power status/code of the Bluetooth name.

Data can be sync from the wearable to smart phone on the **YOUBAND** APK/APP.

FUNCTIONS.

PHONE CALL NOTIFICATION - vibrating reminder for incoming phone calls

MESSAGE NOTIFICATION - vibrating reminder for incoming messages, including SMS, WhatsApp, Facebook, Twitter, Skype messages, etc.

SLEEP MONITOR - supported on the **YOUBAND** APK /APP

SEDENTARY REMINDER - supported on the **YOUBAND** APK/APP

ALARM CLOCK - supported on the **YOUBAND** APK/APP

TECHNICAL SPECIFICATIONS:

Display screen: Capacitive touch screen IPS 0.42".

Screen resolution: 72x40 pixels.

Internal memory: 512KB+16KB

Charge I/O port : Micro USB 5 pin charging.

Battery: Built in Li-Polymer 70 mAh

Stand by time: 10 DAYS

Working time: 5 DAYS

Bluetooth: V4.0.

Declaration of Conformity

Hereby we,

Name of manufacturer: SANTOSHI SL
Address: CALLE FELIPE ASENJO N.56
Zip code & City: 28947 - FUENLABRADA (MADRID)
Country: SPAIN

declare that this DoC is issued under our sole responsibility and that this product:

Product description: Smart bracelet
Type designation(s): WS-2313
Trademark: SAMI WEARABLE

is in conformity with the relevant Union harmonization legislation:

DIRECTIVE EMC 2014/30/EU
DIRECTIVE LVD 2014/35/EU

Standard CE-RED: DIRECTIVE 2014/53/EU
Standard ROHS: 2011/65/EC: restriction of dangerous substances.

with reference to the following standards applied:

EN60950-1/A2:2013
EN300328v1.8.1
EN301489-1v1.9.2
EN62479:2010
EN301489-1 V1.9.2 (2011-09)
EN301489-7 V1.3.1 (2005-11)
EN301489-17 V2.2.1 (2012-09)



Signature

Full name: VISHAL MIRPURI

Position: ADMINISTRATOR

Date: 23 / 04 / 2018